

# CLAS ONE



The lightweight Clas ONE comes complete with an 8 year warranty and a range of high-end features including a large backlit display, an energy saving 'Auto' function and easy-to-use backlit display.

- / XTRATECH™ stainless steel heat exchanger
- / High domestic hot water flow rates
- / 'Auto' function technology
- / Comfort function
- / High efficiency pump
- / 1:7 modulation
- / Quiet operation starting at 49dB
- / Lightweight unit starting at 29kg
- / 8 year warranty
- / 'A' ErP rated for optimum energy efficiency
- / Large backlit display
- / Includes LPG conversion kit
- / Ariston NET compatible

## ENERGY RATING



**XtraTech™**  
stainless-steel heat exchanger



PERFORMANCE  
CERTIFIED BY  
TUV RHEINLAND  
GROUP



ARISTON NET  
COMPATIBLE



SUPER  
SILENT



EASY  
TO USE



ITALIAN  
DESIGN



SYSTEM  
MANAGEMENT



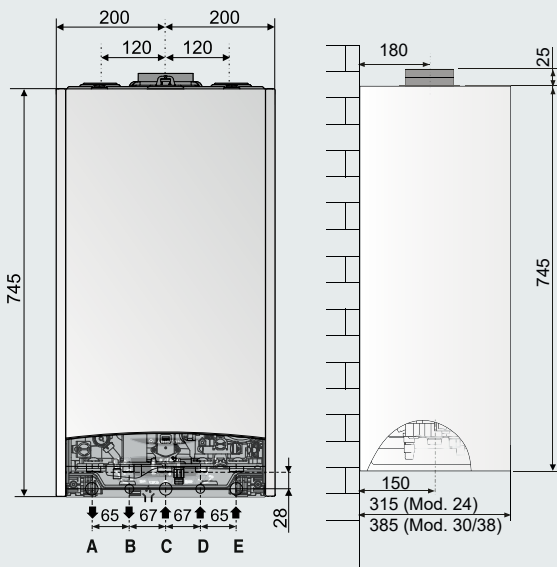
AUTO  
FUNCTION



EASY  
INSTALLATION



EASY  
MAINTENANCE



## KEY

- A \ Central heating flow
- B \ Domestic hot water outlet
- C \ Gas inlet
- D \ Domestic cold water inlet
- E \ Central heating return

## TECHNICAL DATA

24

30

38

### Efficiency

	Rating	A/A	A/A	A/A
ERP rating - heating/DHW	Rating	A/A	A/A	A/A
ERP data - seasonal space heating efficiency	%	94	94	94
ERP data - water heating energy efficiency	%	83	82	85
ERP data - noise level	dB	49	51	52
ERP data - tapping profile	-	XL	XL	XXL
SEDBUK rating	Band	A	A	A
SAP efficiency 2005	%	90	90.2	90
SAP efficiency 2009/2012	%	89.4	89.4	89.4

### Power & Performance

	l/min	10.4	12.5	15.5
DHW flow rate $\Delta T @ 35^{\circ}C$	l/min	10.4	12.5	15.5
Heat output max (CH)	kW	22	28	31
Heat output max (DHW)	kW	26	30	38
Min/Max heating temperature (high temp. range)	$^{\circ}C$	35/82	35/82	35/82
Min/Max heating temperature (low temp. range)	$^{\circ}C$	20/45	20/45	20/45
DHW temperature min/max	$^{\circ}C$	36/60	36/60	36/60

### Characteristics

	$^{\circ}C$	5	5	5
Minimum ambient temperature	$^{\circ}C$	5	5	5
DHW minimum flow rate	l/min	2	2	2
DHW pressure - min/max	bar	0.2/7.0	0.2/7.0	0.2/7.0
Built-in expansion vessel capacity	l	8	8	8
Servicing clearances - top/front/bottom	mm	300/450/250	300/450/250	300/450/250
Servicing clearances - left/right	mm	5/5	5/5	5/5
Weight	kg	29.7	32.3	33.4
NOx	mg/kWh	53	51	55

### Electrical Data

	V/Hz	230/50	230/50	230/50
Electrical supply	V/Hz	230/50	230/50	230/50
Protection grade of electrical system	IP	X5D	X5D	X5D

### Product Codes

3301043

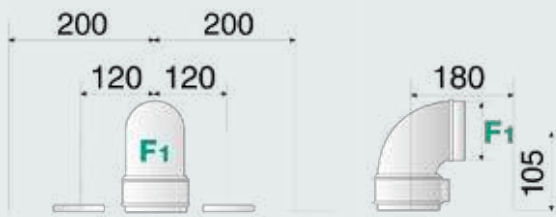
3301044

3301045

# CLAS ONE



## Coaxial flue



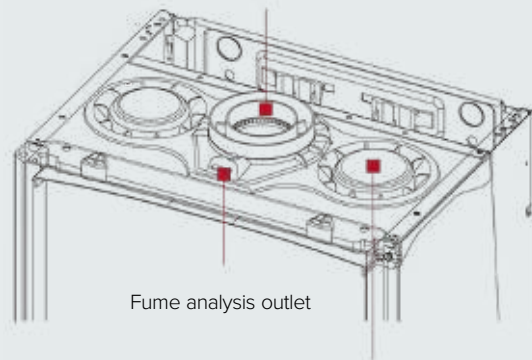
### Maximum flue length:

Ø60/100: up to 8m (24) - 7m (30) - 6m (38)

Ø80/125: up to 33m (24) - 24m (30) - 27m (38)

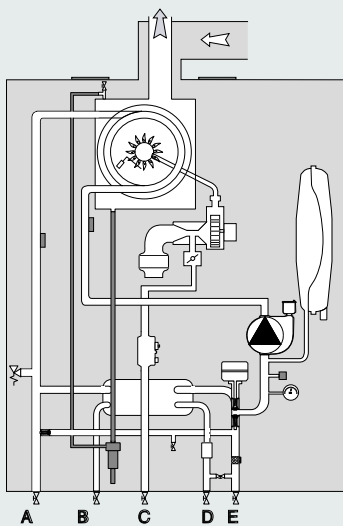
Twin flue configurations also possible

Coaxial manifold exhaust / intake



Air intake manifold for split exhaust systems

## Hydraulic scheme



Please see installation manual for full details



**HOME GETS SMARTER,  
LIFE GETS SIMPLER**

**ENJOY ARISTON NET  
CONNECTIVITY**

**COMFORT AT YOUR  
FINGERTIPS WITH THE  
ARISTON NET APP**

